

# LED TUBE L10™ OPTIMUM SABRE DIFFUSED BATTEN WITH HAWKEYE



Thermal isolation pod

**UP TO 3 TIMES THE BATTERY LIFE** - Complete with L10™ Optimum lithium iron phosphate technology.

**HAWKEYE SENSOR** - HAWKEYE microwave movement sensor turns off the main light source when no presence is detected.

**T8 LED TUBE** - 50,000hr life, high temperature (up to 60°C on the LED tube) for long service life applications.

**TESTING OPTIONS** - Clevertest™, DALI compatible and Zoneworks® computerised testing options available in our Premium range.

The L10™ Optimum diffused batten with HAWKEYE is a non-maintained, C0=D63 C90=D63 classified surface mounted luminaire. Its features include an L10™ Optimum lithium battery which is housed in a thermal isolation pod at the end of the batten.

UP TO  
**3 TIMES**  
THE  
BATTERY LIFE

As the pod is external to the batten, the battery is protected from high temperatures that are normally found within the batten thereby extending battery life. This combination of lithium battery and thermally stable housing provides for up to three times the battery life, when compared to Premium NiCd products. Maintenance cost savings of up to 80% are achieved as there are less failures and hence labour costs over time.

UP TO  
**80%**  
MAINTENANCE  
SAVINGS

The battery is a lithium iron nanophosphate battery which contains no known carcinogens or heavy metal contaminants (unlike Nickel Cadmium and Nickel Metal Hydride batteries) and as they have three times the battery life they are the most environmentally responsible option.

L10™ Optimum lithium battens are available in either diffused, wire guard or IP65 weatherproof combinations, which address most emergency lighting applications including basement car parks, warehouses, fire stairs, industrial sites, commercial and public areas.

## HAWKEYE IS NOW AVAILABLE IN THE L10™ OPTIMUM BATTEN RANGE

UP TO  
**93%**  
ENERGY  
SAVINGS\*

The HAWKEYE microwave movement sensor is integrated into the body of the batten and is designed to turn off the batten's light source when no presence is detected by the sensor. The ability to turn the light source off when not required means less running time, saving energy and maintenance costs and money.



\*Based on 2x36W batten running 2 hours on per day with Hawkeye microwave sensor.

# LED TUBE L10™ OPTIMUM SABRE DIFFUSED BATTEN WITH HAWKEYE

SEGMENT - LAMP TYPE	PART NUMBER - 240V LED TUBE
LED Tube	No Ballast
240V 1x600mm	FBS1L2-DIF-MS
240V 2x600mm	FBS2L2-DIF-MS
240V 1x1200mm	FBS1L4-DIF-MS
240V 2x1200mm	FBS2L4-DIF-MS

SPECIFICATIONS - 240V LED TUBE	
LED Tube	L x W x H (mm)
1x600mm	630 x 120 x 110
2x600mm	630 x 120 x 110
1x1200mm	1238 x 120 x 110
2x1200mm	1238 x 120 x 110

SEGMENT - LAMP TYPE	PART NUMBER & TESTING OPTIONS - L10 EMERGENCY BATTEN - NON MAINTAINED LED EMERGENCY POD			
LED Tube	Single-point	Clevertest™	DATA	Zoneworks
L10 1x600mm SUSTAINED	LBS1L2S-DIF-MS	LBS1L2S-DIF-MS-CT	LBS1L2S-DIF-MS-DATA	LBS1L2S-DIF-MS-ZW
L10 2x600mm SUSTAINED	LBS2L2S-DIF-MS	LBS2L2S-DIF-MS-CT	LBS2L2S-DIF-MS-DATA	LBS2L2S-DIF-MS-ZW
L10 1x1200mm SUSTAINED	LBS1L4S-DIF-MS	LBS1L4S-DIF-MS-CT	LBS1L4S-DIF-MS-DATA	LBS1L4S-DIF-MS-ZW
L10 2x1200mm SUSTAINED	LBS2L4S-DIF-MS	LBS2L4S-DIF-MS-CT	LBS2L4S-DIF-MS-DATA	LBS2L4S-DIF-MS-ZW




## SPECIFICATIONS - L10 OPTIMUM DIFFUSED EMERGENCY BATTEN WITH NON MAINTAINED LED EMERGENCY POD

LED Tube	L x W x H (mm)	C0	C90
1x600mm	666 x 120 x 110	D63	D63
2x600mm	666 x 120 x 110	D63	D63
1x1200mm	1274 x 120 x 110	D63	D63
2x1200mm	1274 x 120 x 110	D63	D63

## 240V AND L10 OPTIMUM

Wide body LED batten. Wire guard or diffused body options to choose from.  
240V and L10 OPTIMUM emergency versions available. T8 LED 840 tubes included.

## TESTING OPTIONS

	Exit and Emergency luminaires automatically test every six months.
	Smooth integration and networking with DALI Lighting Control Systems.
	A real-time, automatic monitoring and testing facility for emergency luminaires.

## SPACING TABLE & MOUNTING HEIGHTS

Classification	2.1m	2.4m	2.7m	3m	3.3m	3.6m	4m	5m	6m	7m	8m	10m	15m	20m
D63	19.4	20.3	21.1	21.8	22.4	23.0	23.7	25.2	26.4	27.4	28.1	28.9	28.0	22.5

Based on minimum light level of 0.2 lux

Version: October 2014-4

Please check our website for your closest Clevertronics office and local representative.  
Due to changes in industry standards and Clevertronics policy of product improvement, specification details are subject to change without notice.

[www.clevertronics.com.au](http://www.clevertronics.com.au)

