

T5 L10™ OPTIMUM SABRE DIFFUSED BATTEN



Thermal isolation pod

UP TO 3 TIMES THE BATTERY LIFE - Complete with L10™ Optimum lithium iron phosphate technology.

WIDE BODY - To cover junction boxes and provides ample space for heat generating components.

TESTING OPTIONS - Clevertest™, DALI compatible and Zoneworks® computerised testing options available in our Premium range.

The L10™ Optimum diffused batten is a non-maintained, C0=D63 C90=D63 classified surface mounted luminaire. Its features include an L10™ Optimum lithium battery which is housed in a thermal isolation pod at the end of the batten.

UP TO
3 TIMES
THE
BATTERY LIFE

As the pod is external to the batten, the battery is protected from high temperatures that are normally found within the batten thereby extending battery life. This combination of lithium battery and thermally stable housing provides for up to three times the battery life, when compared to Premium NiCd products. Maintenance cost savings of up to 80% are achieved as there are less failures and hence labour costs over time.

UP TO
80%
MAINTENANCE
SAVINGS

The battery is a lithium iron nanophosphate battery which contains no known carcinogens or heavy metal contaminants (unlike Nickel Cadmium and Nickel Metal Hydride batteries) and as they have three times the battery life they are the most environmentally responsible option.

L10™ Optimum lithium battens are available in either diffused, wire guard or IP65 weatherproof combinations, which address most emergency lighting applications including basement car parks, warehouses, fire stairs, industrial sites, commercial and public areas.

HAWKEYE IS NOW AVAILABLE IN THE L10™ OPTIMUM BATTEN RANGE

UP TO
93%
ENERGY
SAVINGS*

The HAWKEYE microwave movement sensor is integrated into the body of the batten and is designed to turn off the batten's light source when no presence is detected by the sensor. The ability to turn the light source off when not required means less running time, saving energy and maintenance costs and money.



*Based on 2x36W batten running 2 hours on per day with Hawkeye microwave sensor.

T5 L10™ OPTIMUM SABRE DIFFUSED BATTEN

SEGMENT - LAMP TYPE	PART NUMBER - STANDARD 240V	
Fluorescent Lamp	A2 Electronic Ballast	DALI Ballast
240V 1x14W	FBS114-DIF-A2	FBS114-DIF-DB
240V 2x14W	FBS214-DIF-A2	FBS214-DIF-DB
240V 1x28W	FBS128-DIF-A2	FBS128-DIF-DB
240V 2x28W	FBS228-DIF-A2	FBS228-DIF-DB

SPECIFICATIONS - STANDARD 240V	
Fluorescent Lamp	L x W x H (mm)
1x14W	630 x 120 x 110
2x14W	630 x 120 x 110
1x28W	1238 x 120 x 110
2x28W	1238 x 120 x 110

SEGMENT - LAMP TYPE	PART NUMBER & TESTING OPTIONS - L10 EMERGENCY BATTEN - NON MAINTAINED EMERGENCY POD				
A2 Electronic Ballast	Single-point	Clevertest™	DATA	DALI*	Zoneworks
L10 1x14W SUSTAINED	LBS114S-DIF-A2	LBS114S-DIF-A2-CT	LBS114S-DIF-A2-DATA	LBS114S-DIF-A2-DALI	LBS114S-DIF-A2-ZW
L10 2x14W SUSTAINED	LBS214S-DIF-A2	LBS214S-DIF-A2-CT	LBS214S-DIF-A2-DATA	LBS214S-DIF-A2-DALI	LBS214S-DIF-A2-ZW
L10 1x28W SUSTAINED	LBS128S-DIF-A2	LBS128S-DIF-A2-CT	LBS128S-DIF-A2-DATA	LBS128S-DIF-A2-DALI	LBS128S-DIF-A2-ZW
L10 2x28W SUSTAINED	LBS228S-DIF-A2	LBS228S-DIF-A2-CT	LBS228S-DIF-A2-DATA	LBS228S-DIF-A2-DALI	LBS228S-DIF-A2-ZW

SEGMENT - LAMP TYPE	PART NUMBER & TESTING OPTIONS - L10 EMERGENCY BATTEN - NON MAINTAINED EMERGENCY POD				
A1 DALI Electronic Ballast	Single-point	Clevertest™	DATA	DALI*	Zoneworks
L10 1x14W SUSTAINED	LBS114S-DIF-DB	LBS114S-DIF-DB-CT	LBS114S-DIF-DB-DATA	LBS114S-DIF-DB-DALI	LBS114S-DIF-DB-ZW
L10 2x14W SUSTAINED	LBS214S-DIF-DB	LBS214S-DIF-DB-CT	LBS214S-DIF-DB-DATA	LBS214S-DIF-DB-DALI	LBS214S-DIF-DB-ZW
L10 1x28W SUSTAINED	LBS128S-DIF-DB	LBS128S-DIF-DB-CT	LBS128S-DIF-DB-DATA	LBS128S-DIF-DB-DALI	LBS128S-DIF-DB-ZW
L10 2x28W SUSTAINED	LBS228S-DIF-DB	LBS228S-DIF-DB-CT	LBS228S-DIF-DB-DATA	LBS228S-DIF-DB-DALI	LBS228S-DIF-DB-ZW

* DALI battens are listed with standard (non DALI) electronic ballast. The L10 LED Emergency Pod has DALI compatible emergency control packs.

SPECIFICATIONS - L10 OPTIMUM DIFFUSED EMERGENCY BATTEN WITH NON MAINTAINED LED EMERGENCY POD




Fluorescent Lamp	L x W x H (mm)	C0	C90
1x14W	666 x 120 x 110	D63	D63
2x14W	666 x 120 x 110	D63	D63
1x28W	1274 x 120 x 110	D63	D63
2x28W	1274 x 120 x 110	D63	D63

240V AND L10 OPTIMUM

Wide body fluorescent batten. Wire guard or diffused body options to choose from.

240V and premium Nickel Cadmium emergency versions available. T5, 840 Tri Phosphor fluorescent lamps included.

TESTING OPTIONS

	Exit and Emergency luminaires automatically test every six months.
	Smooth integration and networking with DALI Lighting Control Systems.
	A real-time, automatic monitoring and testing facility for emergency luminaires.

SPACING TABLE & MOUNTING HEIGHTS

Classification	2.1m	2.4m	2.7m	3m	3.3m	3.6m	4m	5m	6m	7m	8m	10m	15m	20m
D63	19.4	20.3	21.1	21.8	22.4	23.0	23.7	25.2	26.4	27.4	28.1	28.9	28.0	22.5

Based on minimum light level of 0.2 lux

Version: October 2014-4

Please check our website for your closest Clevertronics office and local representative. Due to changes in industry standards and Clevertronics policy of product improvement, specification details are subject to change without notice.

www.clevertronics.com.au

