




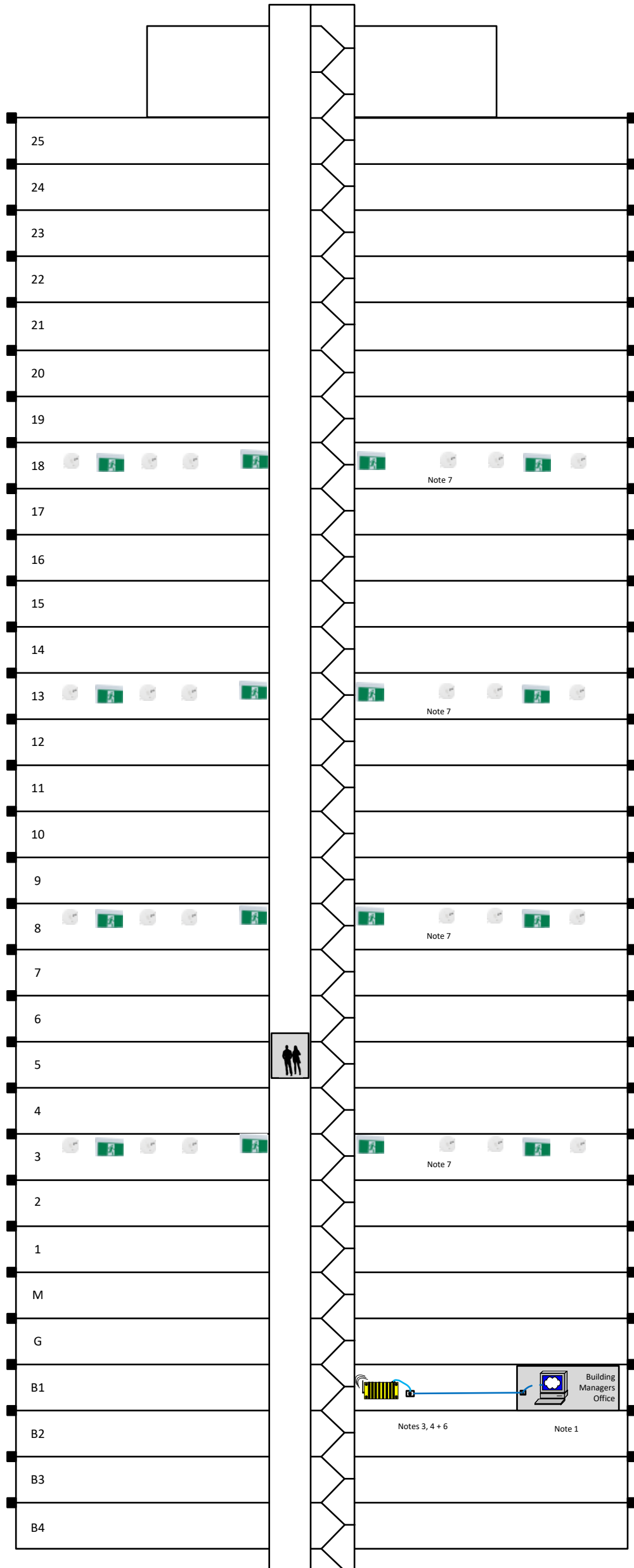


LEGEND

-  Cat 5 or 6 UTP Ethernet
-  Cat 5 RJ45 patch lead
-  HIVE Emergency Light Controller
-  Data Outlet connected to Building network infrastructure
-  Qty of Emergency Lts allocated to controller

NOTES

1. Zoneworks Server typically located in Building Managers office.
2. Each HIVE Controller supports up to 1000 emergency fittings.
3. HIVE Controllers to be located in the Core/House area on the floor.
4. The first HIVE Controller should be located on the same level as the Building Managers Office.
5. Subsequent HIVE Controllers in the Core Area centrally on the next group of floors
6. Each HIVE Controller requires a GPO and a network connection to the Zoneworks Server. This can be dedicated or on a shared network such as an ICN.
7. Emergency light fittings are to be wired in accordance with AS2293, there are no additional wiring requirements for Zoneworks XT HIVE



Typical Floor with Emergency Lighting

Typical Floor with Emergency Lighting

Typical Floor with Emergency Lighting

Typical Floor with Emergency Lighting

Revisions	
0	Issued For Review
1	Approved For Release
Client:	
Project: SAMPLE PROJECT	
Description: Zoneworks HIVE Emergency Lighting Backbone	
Date: 17 th July 2019	



Drawing No: CT - 01	Revision: 1
------------------------	----------------